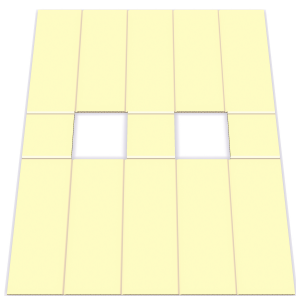



# 6 stk. vinforsendelse

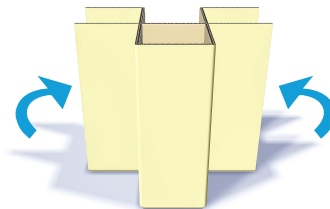
## Samleguide



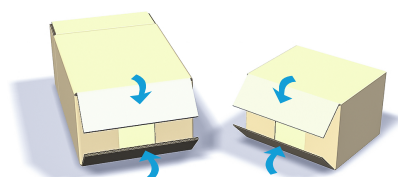
**1** > Indlæg (VFR) til 6 stk. vinflasker



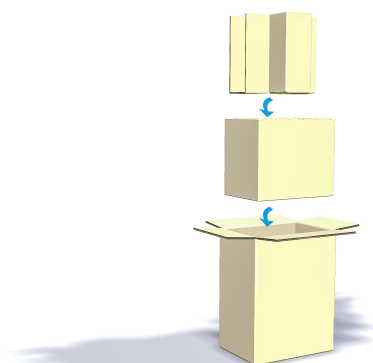
**2** > Fold siderne op og pres på gavlene



**3** > Pres til den danner 6 rum til flaskerne



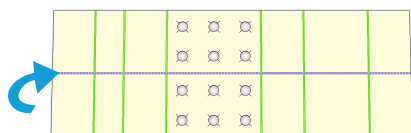
**4** > Fold og tape bunden på foldekasserne (VFB & VF6)



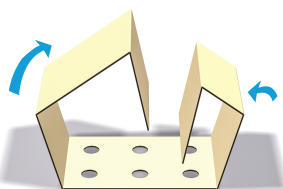
**5** > Indsæt indlægget (VFR) i bunden (VFB) og begge i foldekassen (VF6)



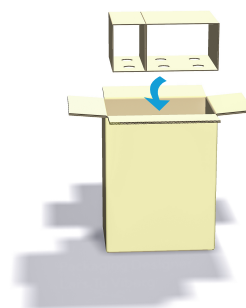
**6** > Indsæt flasker i de 6 rum



**7** > Riv 12 stk. indlægget (VFT) i to dele på midten



**8** > Fold topindlægget



**9** > Indsæt topindlæg og fikser flaskerne. Tape kassen i toppen før den sendes